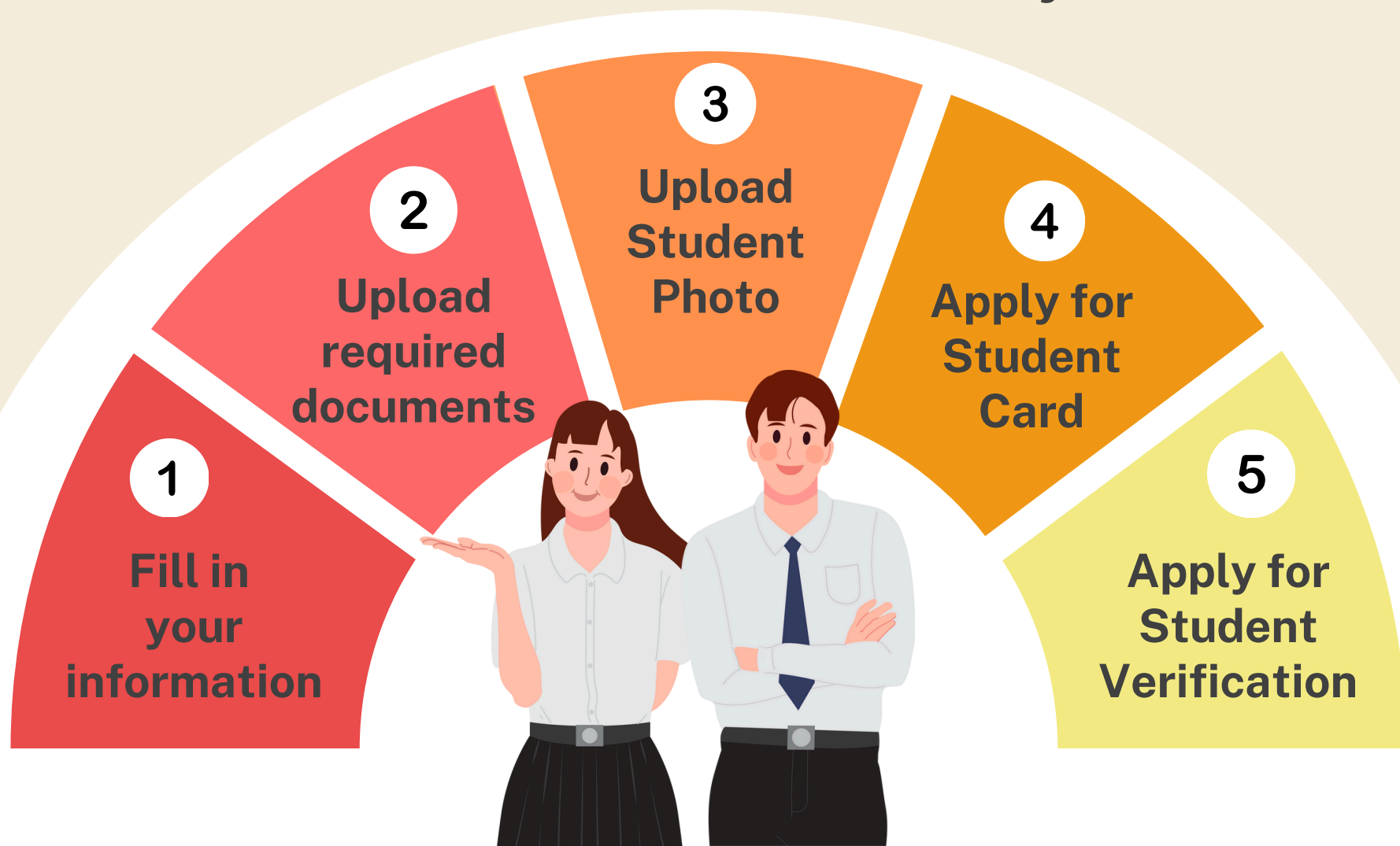


How to register

as a New Undergraduate Students

Thammasat University



1 Fill in your information

Log in

Go to www.reg.tu.ac.th
Log in with your student no.
and passport

Please input your username and password

Username

Password

Login

• Change Password
having trouble logging into your account, [contact ICT HelpDesk](#)

Student Background Education Background Address Information Others Information

Personal Information

Title:

First Name(for Thai):

Family Name(for Thai):

First Name (BLOCK LETTERS):

Family Name(BLOCK LETTERS):

Date of Birth (DD/MM/YYYY):

Nationality:

National ID Card No./ Passport No.:

Date of Issue (DD/MM/YYYY)
e.g. 22/01/2014:

Date of Expiry (DD/MM/YYYY)
e.g. 22/01/2014:

Next

- Fill in your personal Information
- Press submit

Example of how to fill in the information

Academic Information

Country/Province*
ไทย / N/A

Graduation Year (as stated on the certificate)*

School/Institution*

General Certificate of Education (GCE)
General Educational Development (GED)
IGCSE [International General Certificate of Secondary Education]

Previous

Select N/A

For GCE, GED or IGCSE Students

Select the organization

School/Institution

If you don't find your school, please click at [Add School Form](#)*


General Educational Development (GED)

If your institution is not on the list, please submit this request form.
Once the institution has been added, you will be informed via email
within two business days.

2 Upload required documents

Documents Upload

Instruction

- Upload documents in a PDF File within 4 MB per file.
- Ensure that all document files are correct before uploading.
- If the uploaded document files are incorrect, you can choose  to delete the file and select a new one.

Attach new students documents

Passport (Required)

Waiting for
import

 Browse No file chosen

Proof of education (Required)

Waiting for
import

i.e. Academic records and qualification certificate

 Browse No file chosen

Certificate of Name Change - If any

Waiting for
import

* Upload this only if the information on document no. 1 and 2 don't match

 Browse No file chosen

1. Passport

2. Proof of Education

I.e. Academic records and Qualification Certificate

**The date of graduation is required*

3. Certificate of Name Change- If any

Upload this documents only if the information on document no. 1 and 2 don't match

**The date of graduation is required*

3 Upload your Student Photo

Requirement

- Style: Color photo
- Size: 5x6 cm or 591x709 pixels
- Resolution: 300 dpi
- File Size: 50 KB – 1 MB
- File Type: .JPG
- Lighting: No flash or extremely bright
- File Naming: Save the file name as your student number



Photo Upload

Select Photo

Warning: Please check the student's photo before uploading, as the photo will be used for the student ID card and the student will not be able to request a photo change afterward.

Submit

If the selected image is incorrect, you can click 'Select Photo' to upload it.

4 Apply for Student Card

01. Input/Edit your information
02. Press Submit
03. Receive your student card:
Follow the announcement on the Registrar.TU Facebook page or at www.reg.tu.ac.th

Student Record
Check or edit your personal information

Personal Information Present Address Permanent Address Permanent Address Contact Card Information


Personal Information

Title	First Name(For Thai)
UNOFF / Miss	POBNU
Family Name(For Thai)	First Name (BLOCK LETTERS)
SSURUMOE	TEST
Family Name(BLOCK LETTERS)	National ID Card No / Passport No
THAMMASAT	XXXXXXXXXX
Date of Issue (DD/MM/YYYY) e.g. 22/01/2014	Date of Expiry (DD/MM/YYYY) e.g. 22/01/2014
28/04/2024	12/01/2032
National ID Card / Passport Issue By XXXXXXXXXX	Gender
	Male / Female
Date of Birth (DD/MM/YYYY) 01/01/2025	Status
	Mar/Single
Nationality	
THA / THAI	

Next

1.
Input/Edit your
information

2.
Press Submit



Preview

Your student card will expire on 28/4/2569

click "Submit" to send Request for Student Card

Please wait a moment until the alert message appears

submit

Example of how to fill in the information

Student Record
Reread or edit your personal information

Personal Information **Present Address** Permanent Address Permanent Address Contact Card Information

Present Address (in Thailand only)

Country*	THAILAND	House/Room number*	6966
Road/Street*	nuuGGG	Province/State*	CHACHOENGSAO
District*	Bang Khla	Subdistrict*	Bang Krachet
Postal Code*	24110		

Previous Next

Due to Thailand Bank regulations, your current address and mobile number must be in Thailand.

If you don't have a residence or mobile phone number in Thailand yet, enter your faculty's details.

5 Apply for Student Verification

01. Download and print a Student Verification Form
 02. Download and print a Letter of Consent
 03. Submit both documents to your previous institution
 04. Submit the verified documents to your faculty in Thammasat University
- *For document submission, please contact the faculty




For GCE, GED, IGCSE Students or others

- Students download a Letter of Consent and submit it along with the examination results to your faculty. For document submission, please contact the faculty.

Note: Students are able to download the letter and form of verification after having completed 4 previous steps.

Student Verification Form



THAMMASAT UNIVERSITY
OFFICE OF THE REGISTRAR
99 MOO 18 PAHOLYOTIN ROAD, KLONG LUANG, PATHUMTHANI. 12121 THAILAND.
www.reg.tu.ac.th

Student ID (Thammasat University) _____

To the applicant: Please complete the information below and send this form to the authorized official of the university or college that awarded your undergraduate or graduate degree.

To the authorized official: The applicant is applying for an admission to Thammasat University. Please find the official's details below that we are seeking to verify. Thank you in advance for your assistance and attention to this matter.

Educational Qualification Verification			
	For the Applicant	For the Authorized Official	
Information	Details provided by the Applicant	Correct as per your records (Yes/No) If no, please provide details as per your records	
Last Name			
Given Name (s)			
Date of Birth			
University/College			
Degree (s)/Diploma (s)			
Major/Field of Study			
Dates Attended (From)			
Dates Attended (To)			
Graduation Date			
Country			

Verified by	Signature Name		Institutional Seal or Stamp
Title/Department			
Date Verified			

Note: Please submit completed form by postal mail: Office of the Registrar, Thammasat University (Rangsit Campus), 99 Moo 18, Paholyothin Road, Klong Nueng, Klong Luang, Pathumthani 12121, Thailand or by email: in_verification@reg.tu.ac.th

Letter of Consent

หนังสือยินยอมให้เปิดเผยข้อมูลแก่บุคคลที่สาม

LETTER OF CONSENT TO DISCLOSE INFORMATION TO A THIRD PARTY

ข้าพเจ้า (ชื่อ-นามสกุล) I, (First-Last Name)	เลขทะเบียนนักศึกษา Student ID
หมายเลขโทรศัพท์ Phone Number	อีเมล Email

ด่วน! ยินยอมให้ (ชื่อสถาบัน) _____ ขอเผยแพร่ข้อมูลส่วนตัวของข้าพเจ้า _____ แก่บุคคลที่สาม ซึ่งระบุรายละเอียดไว้ด้านล่าง เพื่อให้บุคคลที่สามสามารถขอรับบริการที่มหาวิทยาลัย มหาวิทยาลัยราชภัฏวชิรเวศน์บุรีรัมย์ หรือหน่วยงานการศึกษา ข้าพเจ้ารับทราบว่า ข้อมูลของข้าพเจ้า ที่มหาวิทยาลัยจะเปิดเผยได้ จะเผยแพร่เฉพาะที่ศึกษา หรือสถานที่ศึกษา ระหว่างเวลาการศึกษา ทั้งนี้สำหรับการศึกษา และอื่น ๆ (ถ้ามี) _____

I hereby give my consent to (previous institute name) _____ and its relevant officials to release my educational information to the third party listed below for the purpose of education and/or academic documents verification. I understand that my information released by the University will include my full name, date of study, program title, duration of study, degree conferred, graduation date, grade results, and if any) _____

รายละเอียดของบุคคลที่สามที่ตรวจสอบประวัติ/ Third Party Organization Requesting Verification
ชื่อหน่วยงาน/Organization Name: สำนักงานทะเบียนนักศึกษา มหาวิทยาลัยราชภัฏวชิรเวศน์บุรีรัมย์ (Office of the Registrar, Thammasat University)
ที่อยู่/Address: 2 ถนนระโนด แขวงระโนดเขต 1 ชั้น 4 แขวงระโนดเขตราชวชิร เขตหนองแขม กรุงเทพมหานคร 10200 (2 Phra Chan Alley, Phra Borom Maha Ratchawang, Phra Nakhon, Bangkok 10200)
ประเทศ/Country: ไทย (Thailand)
โทรศัพท์/Phone: 02-6132744 อีเมล/Email: newsstudentverify@pau.ac.th

ลายมือชื่อเจ้าของข้อมูล/Candidate's Handwritten Signature _____

วันที่/Date (DD/MM/YYYY) _____

Sign and Date

TU E-mail

Where to Check your E-mail Address

: accounts.tu.ac.th or search TU Email via Google

When To Check your E-mail Address

: 7-14 business days after having completed the New Student Registration

For more information: Please contact The Office of Information and Communication Technology or ICT TU at ict.tu.ac.th or scan QR Code below



The screenshot shows the login interface of Thammasat University. At the top, there is the university's logo and name in Thai and English. Below this, a login box contains the following elements:

- Header in Thai: กรุณาเข้าสู่ระบบ เพื่อใช้บริการ (Please login to use the service)
- Header in English: Please login. To use the service.
- Input field for StudentID/Username with a label: StudentID/Username :
- Input field for Password with a label: Password :
- Input field for Verification code with a label: Verification code : and a CAPTCHA image showing the text 'sey13'.
- A blue 'Login' button.
- A link at the bottom: ลืมรหัสผ่าน / Forgot your Password

Duration for Registration

The student registration process must be complete before the course enrollment or according to the University's schedule or must be complete within 14 days since the first day of semester. If there is an incomplete document, the registration is considered as invalid. Unless there is a necessary cause, you are required to contact the faculty and notify the Office of The Registrar immediately.

Contact us

- Rangsit, Lampang and Pattaya Campus: register@reg.tu.ac.th
- Tha Prachan Campus: prachan@reg.tu.ac.th